

Sight Word Bingo & Phonics Lotto Games for [Smart Start In Language Arts](#)

1. Games have been directly correlated to match the sequence of phonics concepts and the order of the sight words presented in the book [Smart Start in Language Arts](#) by JoAnne Moore. The games can be used as center activities, home practice, or as a daily review of the sight word vocabulary and the phonics taught.
2. Print the games off on a colour printer or have a print shop do so. Cut out the games, mount them on card stock, laminate them and cut them out again.
3. Games should be introduced *after* the concepts have been taught to the class. For example, the colour lotto game should not be introduced until all the colour words have been taught. The purpose of the games is for students to review and practice the phonetic concepts and sight words.

Rules for Lotto

Lotto is a matching game. Mix up the cards and place them face down. Spread the game boards out and give one to each player. Players take turns picking up a card and trying to match the card to a square on his/her game board. If the card contains a letter(s) the player is to make the sound of the letter(s). If the card contains a word to decode the player is to sound it out. If the board contains a word or a letter(s) the player is to decode the word or make the sound of the letter(s). **ONLY THEN**, can the player place the matching card on his/her game board. If the card doesn't match any item on his/her game board the card is put back with the other cards face down and the next player takes his/her turn. The first player to cover his/her whole game board with matching cards wins.

Rules for Memory Lotto

The rules for memory lotto are exactly the same with one exception. When a player makes a match he/she may take another turn. The player's turn is over when he cannot make a match for his/her game board. If the card does not match, it is turned face down and placed back in its original spot. Players try to remember where the cards that match their game boards are. Then, when its their turn, they can make matches. The first player to cover his/her whole game board with matching cards wins.

Rules for Bingo

There are five variations on Bingo. Top row, middle row, bottom row, x bingo, and whole card bingo (cover all spaces). Each player takes one game card and nine buttons to use as markers. Choose one player to be the caller. The caller gets to choose which type of Bingo will be played (see choices above). The caller chooses a word from the caller's chart, reads it, and covers it with a button. Players use buttons to cover words on their playing cards as they're read by the caller. The first player to cover all words for the variation being played says "Bingo!". The caller checks the game card with his chart to make sure the words chosen match. If they match, that player wins and the game begins again with a new caller.

Sight Word Bingo Games for Smart Start in Language Arts

Game Titles::

1. Sight Word Bingo (Days 1-14)
2. Sight Word Bingo Days 15-28
3. Sight Word Bingo Days 29-42
4. Sight Word Bingo Days 43-49
5. Sight Word Bingo Days 50-60
6. Sight Word Bingo Days 61-75
7. Sight Word Bingo Days 76-90
8. Sight Word Bingo Days 91-99
9. Sight Word Bingo Days 100-114
10. Sight Word Bingo Days 115-129
11. Sight Word Bingo Days 130-140

Phonics Concepts & Lotto Games for Smart Start In Language Arts

Game Titles:

1. Alphabet Memory Game (Days 1 to 33: Matching upper & lower case letters)
2. Alphabet Lotto (Days 1-33: Matching upper & lower case letters)
3. Colour Lotto (Days 1-9)
4. Word Key Colour Lotto (Days 1-9)
5. Word Key Lotto (Days 30-46)
6. Consonant Blend Lotto (Days 47-61)
7. Word Key Lotto (Days 47-61)
8. Phonics Concepts Lotto (Days 61-81)
9. Phonics Concepts Lotto (Days 82-96)
10. Word Key Lotto (Days 97-115)
11. Phonics Concepts Lotto (Days 116-140)

Game Storage

1. Purchase **one** 4 or 5 inch **binder** and **four** **Buffalo Binder Files** (Polybright: 6 sections). Place the files in the binder for easy storage. Use the files to organize the games in. Each Buffalo Binder File is divided into six sections with tabs. The binder files can be purchased through department stores.

The **Buffalo Binder Files** are produced by:

Buffalo Eastcantra Inc.

1300, Pomba. St. Laurent, Quebec. H4R 2A1


Tel:(514) 333-8550 Fax:(514) 745-1758.

www.buffaloeastcantra.com


The Buffalo Finder File item number is #8252.

2. Purchase a bag of **loose buttons** from a department store to use as markers for the sight word bingo games. Each Buffalo Binder File contains a clear zipped pocket handy for storing the buttons in. Small ziplock bags are used to hold the laminated playing pieces for the games. They are kept in the Buffalo Binder Files together with the corresponding game.

Reading Calendars from the book
Smart Start in Language Arts
which Correspond with Phonics Games




SCHOOL DAYS 1 TO 35



<p>1 <u>Phonic Sound:</u> ee <u>Color word:</u> green <u>Sight word:</u> see</p>	<p>2 <u>Phonic Sound:</u> e <u>Color word:</u> red <u>Sight word:</u> I</p>	<p>3 <u>Phonic Sound:</u> ow <u>Color word:</u> brown <u>Sight word:</u> can</p>	<p>4 <u>Phonic Sound:</u> ck <u>Color word:</u> black <u>Sight word:</u> the</p>	<p>5 <u>Phonic Sound:</u> ow <u>Color word:</u> yellow <u>Sight word:</u> me</p>	<p>6 <u>Phonic Sound:</u> ue <u>Color word:</u> blue <u>Sight word:</u> play</p>	<p>7 <u>Phonic Sound:</u> or <u>Color:</u> orange <u>Sight word:</u> like</p>
<p>8 <u>Phonic Snd:</u> ur / r <u>Color:</u> purple <u>Sight word:</u> and</p>	<p>9 <u>Phonic Snd:</u> wh / w <u>Color:</u> white <u>Sight word:</u> work</p>	<p>10 <u>Phonic Sound:</u> s <u>Sight word:</u> a</p>	<p>11 <u>Phonic Sound:</u> m <u>Sight word:</u> is</p>	<p>12 <u>Phonic Sound:</u> a <u>Sight word:</u> you</p>	<p>13 <u>Phonic Sound:</u> o <u>Sight word:</u> to</p>	<p>14 <u>Phonic Sound:</u> t <u>Sight word:</u> we</p>
<p>15 <u>Phonic Sound:</u> h <u>Sight word:</u> that</p>	<p>16 <u>Phonic Sound:</u> b <u>Sight word:</u> in</p>	<p>17 <u>Phonic Sound:</u> f <u>Sight word:</u> for</p>	<p>18 <u>Phonic Sound:</u> i <u>Sight word:</u> at</p>	<p>19 <u>Phonic Sound:</u> g <u>Sight word:</u> with</p>	<p>20 <u>Phonic Sound:</u> u <u>Sight word:</u> it</p>	<p>21 <u>Phonic Sound:</u> n <u>Sight word:</u> on</p>
<p>22 <u>Phonic Sound:</u> p <u>Sight word:</u> put</p>	<p>23 <u>Phonic Sound:</u> d <u>Sight word:</u> are</p>	<p>24 <u>Phonic Sound:</u> L <u>Sight word:</u> of</p>	<p>25 <u>Phonic Sound:</u> v <u>Sight word:</u> this</p>	<p>26 <u>Phonic Sound:</u> j <u>Sight word:</u> your</p>	<p>27 <u>Phonic Sound:</u> x <u>Sight word:</u> as</p>	<p>28 <u>Phonic Sound:</u> z <u>Sight word:</u> but</p>
<p>29 <u>Phonic Sound:</u> y <u>Sight word:</u> be</p>	<p>30 <u>Phonic Sound:</u> qu <u>Sight word:</u> have</p>	<p>31 <u>Phonic Sound:</u> sh <u>Sight word:</u> he</p>	<p>32 <u>Phonic Sound:</u> th <u>Sight word:</u> they</p>	<p>33 <u>Phonic Sound:</u> ch <u>Sight word:</u> one</p>	<p>34 <u>Review Phonics</u> <u>Sight word:</u> good</p>	<p>35 <u>Review Phonics</u> <u>Sight word:</u> about</p>

SCHOOL DAYS 36 TO 70




36 Review consonants <u>Sight word:</u> had	37 Review consonants <u>Sight word:</u> look	38 Review “a” vowel <u>Sight word:</u> some	39 Review “e” vowel <u>Sight word:</u> up	40 Review “i” vowel <u>Sight word:</u> her	41 Review “o” vowel <u>Sight word:</u> do	42 Review Phonics <u>Sight word:</u> so <u>Phrase:</u> Come here
43 <u>Review Phonics</u> <u>Sight word:</u> my <u>Vocabulary:</u> said	44 <u>Review Phonics</u> <u>Sight word:</u> very <u>Vocabulary:</u> draw	45 <u>Review Phonics</u> <u>Sight word:</u> all <u>Vocabulary:</u> colour	46 <u>Review Phonics</u> <u>Sight word:</u> would <u>Vocab:</u> surprise	47 <u>Bumper words</u> <u>Sight word:</u> could <u>Vocab:</u> something	48 <u>Bumper words</u> <u>Sight word:</u> should Review vocab.	49 <u>Bumper words</u> <u>Sight word:</u> any <u>Vocabulary:</u> new
50 <u>Bumper words</u> <u>Sight word:</u> been Review vocab.	51 <u>Ghost words</u> <u>Sight word:</u> out Review vocab.	52 <u>Ghost words</u> <u>Sight word:</u> there <u>Vocab:</u> were	53 <u>Ghost words</u> <u>Sight word:</u> from <u>Vocab:</u> picture	54 <u>Word Family:</u> ay <u>Sight word:</u> day <u>Vocab:</u> funny	55 When y comes at the end of a one beat word it says ī <u>Sight word:</u> go	56 When y comes at the end of a two beat word it says ē <u>Sight word:</u> then <u>Vocab:</u> little
57 Review y in one & two beat words <u>Sight word:</u> us	58 <u>Bumper words</u> <u>Sight word:</u> no	59 <u>Bumper words</u> <u>Sight word:</u> him	60 <u>Ghost words</u> <u>Sight word:</u> by	61 Review y in one & two beat words <u>Sight word:</u> was <u>Word Family:</u> ook	62 <u>Mouse Rule</u> When 2 vowels come together the 1st one says its name & the 2nd one is silent <u>Sight word:</u> says	63 <u>Mouse Rule</u> <u>Sight word:</u> come
64 <u>Mouse Rule</u> <u>Sight word:</u> get	65 <u>Mouse Rule</u> <u>Sight word:</u> boy	66 <u>Mouse Rule</u> <u>Sight word:</u> girl	67 <u>Mouse Rule</u> <u>Sight word:</u> little	68 “oo” says “ui” & comes in middle of words. eg. boot <u>Sight word:</u> has	69 “ui” says “oo” & comes in middle of words. eg. fruit <u>Sight word:</u> build	70 “er” says “r” & comes at end of words. eg. sister <u>Sight word:</u> how

SCHOOL DAYS 71 TO 105



<p>71 “ur” & “ir” say “r” in middle of words. <u>Sight word:</u> our</p>	<p>72 “ar” makes “r” say its name. <u>Sight word:</u> what</p>	<p>73 Review er, ir, ur, ar <u>Sight word:</u> who</p>	<p>74 Review er, ir, ur, ar <u>Sight word:</u> where</p>	<p>75 Ending: ing Review Mickey Mouse words. <u>Sight word:</u> there</p>	<p>76 Ending: ed Review Mickey Mouse words. <u>Sight word:</u> know</p>	<p>77 Ending: ed, ing Review Mickey Mouse words. <u>Sight word:</u> why</p>
<p>78 Ending: ed, es Review “er” rule <u>Sight word:</u> sure</p>	<p>79 Ending: ing Review “ir” rule <u>Sight word:</u> says</p>	<p>80 Ending: ed Review “ur” rule <u>Sight word:</u> walk</p>	<p>81 Ending: ed Review “ar” rule <u>Sight word:</u> their</p>	<p>82 “ea” sometimes says short vowel “e” sound <u>Sight word:</u> ready</p>	<p>83 Ending: ing, ed Review Mouse words. <u>Sight word:</u> tough</p>	<p>84 Review Mouse words. Word Family: ook <u>Sight word:</u> both</p>
<p>85 Review Bumper words. <u>Sight word:</u> idea</p>	<p>86 Review Bumper words. <u>Sight word:</u> people</p>	<p>87 “ck” comes at end of one beat word if vowel is short. <u>Sight word:</u> heart</p>	<p>88 Review “ck” rule. <u>Sight word:</u> father</p>	<p>89 Review “ck” rule. <u>Sight word:</u> mother</p>	<p>90 “ce” says “s” anywhere in words <u>Sight word:</u> nice</p>	<p>91 “ci” says “s” anywhere in words Example: cider <u>Sight word:</u> laugh</p>
<p>92 “cy” makes “c” & says “s” sound. <u>Sight word:</u> fancy</p>	<p>93 “ge” says “j” anywhere in words Example: gel <u>Sight wrd:</u> because</p>	<p>94 “gi” says “j” anywhere in words Example: giant <u>Sight wrd:</u> wanted</p>	<p>95 “gy” says “j” & usually comes at end of words. <u>Sight word:</u> pudgy</p>	<p>96 Review soft “c” & hard “g” rules. <u>Sight word:</u> away</p>	<p>97 Review “ue” rule. <u>Sight word:</u> long</p>	<p>98 Review the two sounds of “oo”. Eg. boot, took <u>Sight word:</u> usual</p>
<p>99 “ew” says “ue” & comes at end of words. eg. new <u>Sight word:</u> does</p>	<p>100 “ui” says “ue” & comes in middle of only a few words. <u>Sight wrd:</u> usually</p>	<p>101 Review “ui”, “ew”, “ue”, & “oo”. <u>Sight word:</u> old</p>	<p>102 “oi” sound in word “boil” comes in middle of words. <u>Sight word:</u> talk</p>	<p>103 “oy” sound in word “boy” comes at end of words. <u>Sight word:</u> walk</p>	<p>104 Review “oi” & “oy” phonic rules. <u>Sight word:</u> after</p>	<p>105 Review “oi” & “oy” phonic rules. <u>Sight word:</u> again</p>

SCHOOL DAYS 106 TO 140



<p>106 “aw” says “o” & comes at end of words. <u>Sight word:</u> saw</p>	<p>107 “au” says “o” & comes in middle of words. eg. haul <u>Sight word:</u> many</p>	<p>108 Review “aw” & “au” phonic rules. <u>Sight word:</u> give</p>	<p>109 Review “aw” & “au” phonic rules. <u>Sight word:</u> thanks</p>	<p>110 Review “aw” & “au” phonic rules. <u>Sight word:</u> full</p>	<p>111 “ou” says “ow” as in “out” in middle of words. <u>Sight word:</u> out</p>	<p>112 Ending: ed, ing Review Mickey Mouse words. <u>Sight wd:</u> beautiful</p>
<p>113 Review “ou” & “ow” phonic rules. <u>Sight word:</u> called</p>	<p>114 Review “ou” & “ow” phonic rules. <u>Sight wrd:</u> children</p>	<p>115 Review “ou” & “ow” phonic rules. <u>Sight wrd:</u> enough</p>	<p>116 “ay” says “ā” & comes at end of words. <u>Sight word:</u> heard</p>	<p>117 “ay” says “ā” & comes in middle of words. <u>Sight word:</u> though</p>	<p>118 Review “ay” & “ai” phonic rules. <u>Sight word:</u> sign</p>	<p>119 Review “ay” & “ai” phonic rules. <u>Sight word:</u> put</p>
<p>120 Review “ay” & “ai” phonic rules. <u>Sight word:</u> friend</p>	<p>121 “ph” says “f” anywhere in words. <u>Sight word:</u> telephone</p>	<p>122 “gh” sometimes says “f” at end of words. <u>Sight word:</u> cough</p>	<p>123 Review “ph” & “gh” phonic rules. <u>Sight word:</u> rough</p>	<p>124 Review “ph” & “gh” phonic rules. <u>Sight word:</u> school</p>	<p>125 Review “ph” & “gh” phonic rules. <u>Sight word:</u> pretty</p>	<p>126 At end of one beat words f, l, s, z double if vowel is short. (buzz) <u>Sight word:</u> few</p>
<p>127 Review one beat rule from yesterday. <u>Sight word:</u> today</p>	<p>128 Review one beat rule. <u>Sight word:</u> busy</p>	<p>129 “tion” says “shun” at end of words. <u>Sight word:</u> action</p>	<p>130 Review “tion” phonic rule. <u>Sight word:</u> long</p>	<p>131 Review “tion” phonic rule. <u>Sight word:</u> sang</p>	<p>132 A contraction is 2 words joined with an apostrophe. <u>Sight word:</u> didn’t</p>	<p>133 Review contractions. <u>Sight word:</u> won’t</p>
<p>134 Review contractions. <u>Sight word:</u> find</p>	<p>135 A compound word is 2 words joined together which has its own meaning. <u>Sight word:</u> guess</p>	<p>136 In 1 beat words with short vowels double last letter before adding ing or ed <u>Sight wd:</u> daughter</p>	<p>137 Words ending in silent e drop it before adding ing or ed. <u>Sight word:</u> catch</p>	<p>138 Words ending in y change to i & add es or ed. eg. cried, cries <u>Sight word:</u> secret</p>	<p>139 “wr” says “r” at beginning of words. <u>Sight word:</u> write</p>	<p>140 “kn” says “n” at beginning of words. <u>Sight word:</u> tiger</p>